

Session Name: Current Session

Date Created: 11/11/2016 1:17:59 PM

Active Participants: 29 of 29

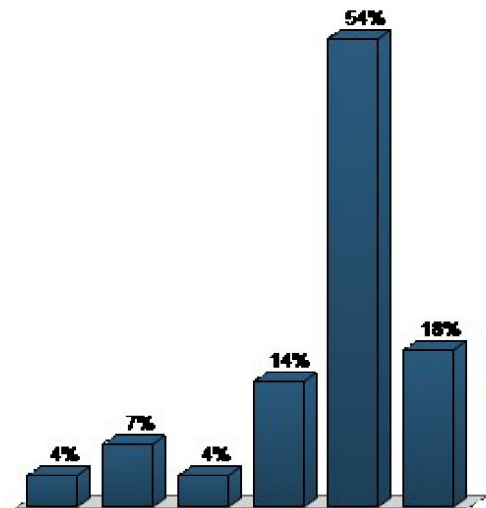
Average Score: 0.00%

Questions: 13

Results by Question

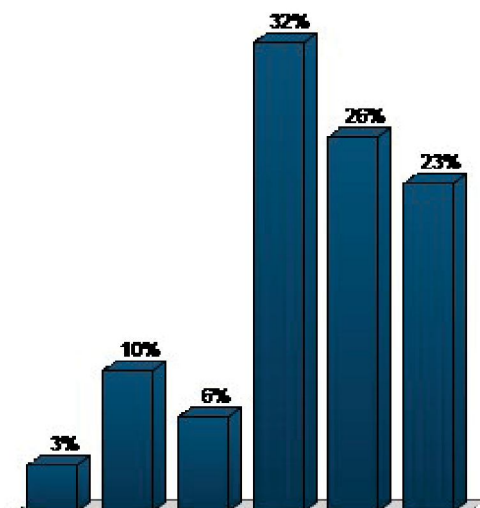
1. Session 10Global Comparison: The CPI in different cities (Multiple Choice)

	Responses	
	Percent	Count
Not a useful session	3.57%	1
Interesting, but not useful	7.14%	2
No new knowledge provided	3.57%	1
Useful, but lacks depth	14.29%	4
Useful, adequate knowledge and depth	53.57%	15
Very useful, very interesting	17.86%	5
Totals	100%	28



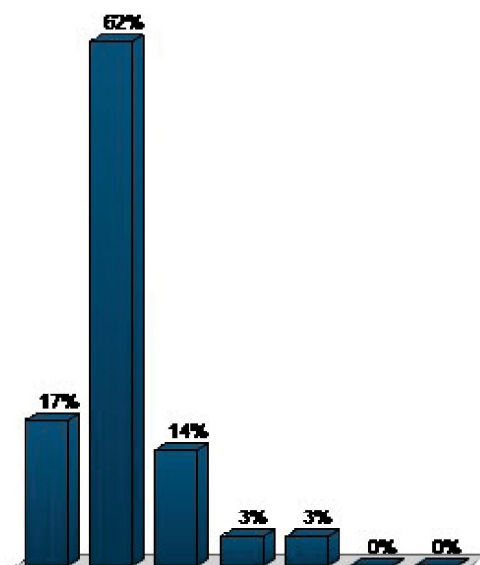
2. Participants' presentations (Multiple Choice - Multiple Response)

	Responses	
	Percent	Count
Not useful	3.23%	1
Instructions not clear	9.68%	3
Insufficient time for discussion	6.45%	2
Good interaction	32.26%	10
Useful peer-to-peer learning	25.81%	8
Useful and excellent opportunity for exchange!	22.58%	7
Totals	100%	31



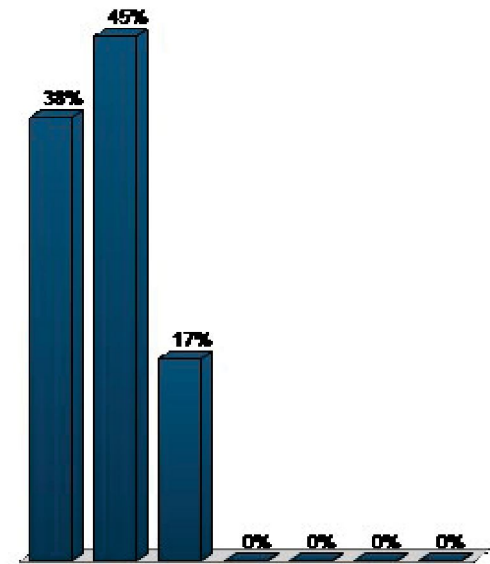
3. The sessions were interactive and well facilitated (Multiple Choice)

	Responses	
	Percent	Count
Strongly Agree	17.24%	5
Agree	62.07%	18
Somewhat Agree	13.79%	4
Neutral	3.45%	1
Somewhat Disagree	3.45%	1
Disagree	0%	0
Strongly Disagree	0%	0
Totals	100%	29




4. The lecturers know their subjects well (Multiple Choice)

	Responses	
	Percent	Count
Strongly Agree	37.93%	11
Agree	44.83%	13
Somewhat Agree	17.24%	5
Neutral	0%	0
Somewhat Disagree	0%	0
Disagree	0%	0
Strongly Disagree	0%	0
Totals	100%	29



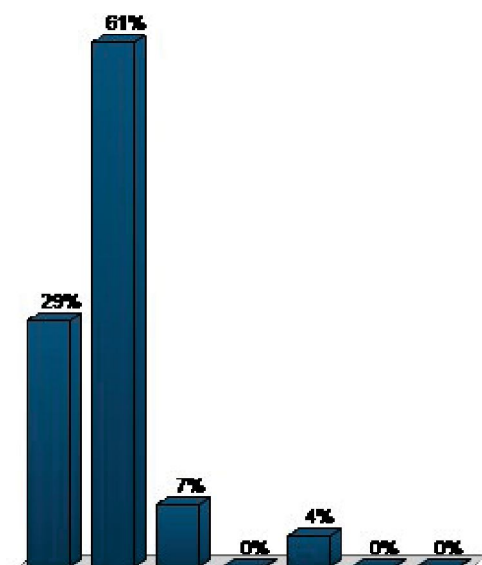
5. IUTC training facilities are great (Multiple Choice)

	Responses	
	Percent	Count
Strongly Agree	0%	0
Agree	0%	0
Somewhat Agree	100%	1
Neutral	0%	0
Somewhat Disagree	0%	0
Disagree	0%	0
Strongly Disagree	0%	0
Totals	100%	1



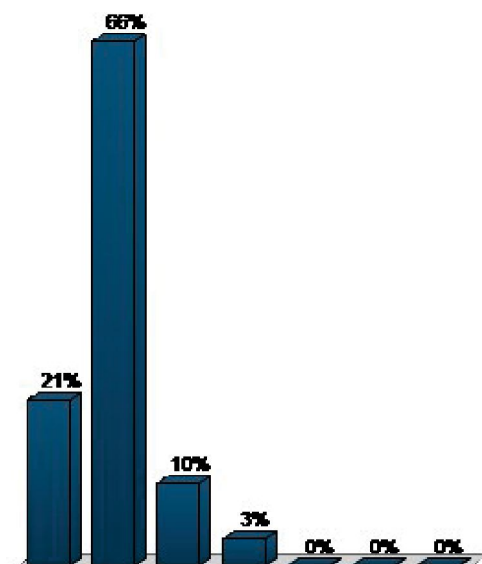
6. IUTC training facilities are great (Multiple Choice)

	Responses	
	Percent	Count
Strongly Agree	28.57%	8
Agree	60.71%	17
Somewhat Agree	7.14%	2
Neutral	0%	0
Somewhat Disagree	3.57%	1
Disagree	0%	0
Strongly Disagree	0%	0
Totals	100%	28



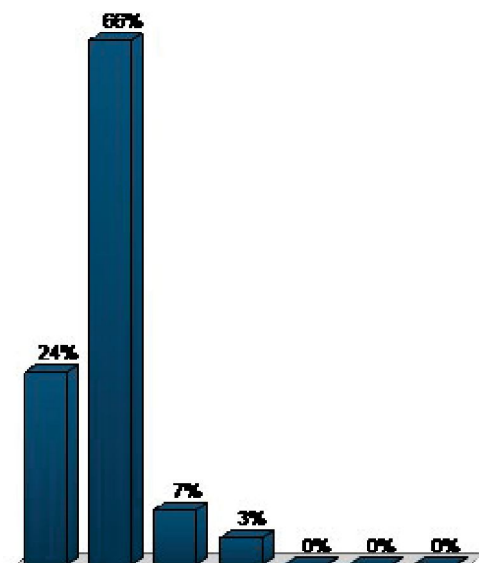
7. The lecturers know their subjects well (Multiple Choice)

	Responses	
	Percent	Count
Strongly Agree	20.69%	6
Agree	65.52%	19
Somewhat Agree	10.34%	3
Neutral	3.45%	1
Somewhat Disagree	0%	0
Disagree	0%	0
Strongly Disagree	0%	0
Totals	100%	29



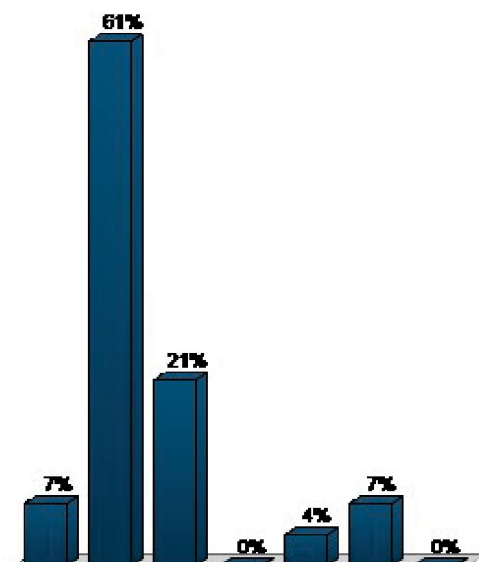
8. The lecturers allowed sufficient time for questions and answers (Multiple Choice)

	Responses	
	Percent	Count
Strongly Agree	24.14%	7
Agree	65.52%	19
Somewhat Agree	6.9%	2
Neutral	3.45%	1
Somewhat Disagree	0%	0
Disagree	0%	0
Strongly Disagree	0%	0
Totals	100%	29



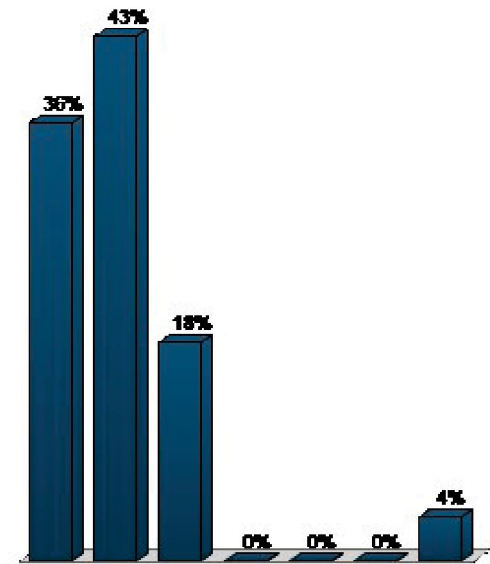
9. Sessions' time and duration were well managed (Multiple Choice)

	Responses	
	Percent	Count
Strongly Agree	7.14%	2
Agree	60.71%	17
Somewhat Agree	21.43%	6
Neutral	0%	0
Somewhat Disagree	3.57%	1
Disagree	7.14%	2
Strongly Disagree	0%	0
Totals	100%	28



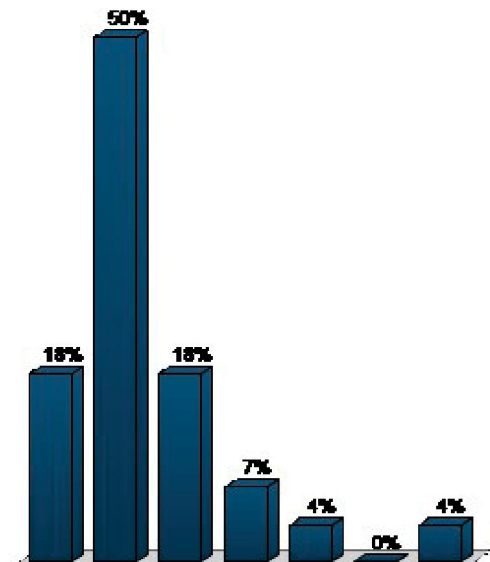
10. The accommodation at IUTC is great (Multiple Choice)

	Responses	
	Percent	Count
Strongly Agree	35.71%	10
Agree	42.86%	12
Somewhat Agree	17.86%	5
Neutral	0%	0
Somewhat Disagree	0%	0
Disagree	0%	0
Strongly Disagree	3.57%	1
Totals	100%	28



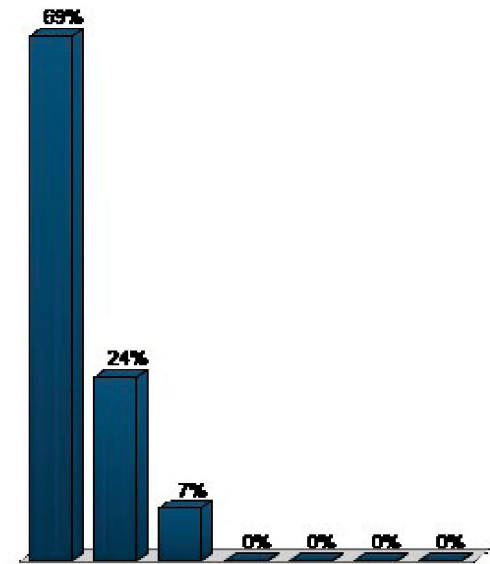
11. The application procedure was easy and clear (Multiple Choice)

	Responses	
	Percent	Count
Strongly Agree	17.86%	5
Agree	50%	14
Somewhat Agree	17.86%	5
Neutral	7.14%	2
Somewhat Disagree	3.57%	1
Disagree	0%	0
Strongly Disagree	3.57%	1
Totals	100%	28



12. The staff at IUTC were friendly and helpful (Multiple Choice)

	Responses	
	Percent	Count
Strongly Agree	68.97%	20
Agree	24.14%	7
Somewhat Agree	6.9%	2
Neutral	0%	0
Somewhat Disagree	0%	0
Disagree	0%	0
Strongly Disagree	0%	0
Totals	100%	29



13. Training suggestions (Multiple Choice - Multiple Response)

	Responses	
	Percent	Count
Urban Planning	6.45%	2
Urban management & governance	32.26%	10
Indicators for urban decision-making	12.9%	4
Urban legislation	6.45%	2
Municipal finance	0%	0
Housing	12.9%	4
Land policies	3.23%	1
Slum upgrading	6.45%	2
Cities and climate change	12.9%	4
Urban risk reduction	6.45%	2
Totals	100%	31

